

Get more out of your digital business card!

Dear colleague,

We use digital business cards. This is especially useful in these times, because you can give your digital business card remotely, securely and contactlessly. Moreover, the tickets are sustainable, because we save paper, printing and transport. And there are many more benefits!

Read these 5 tips:

Tip 1: Use the app

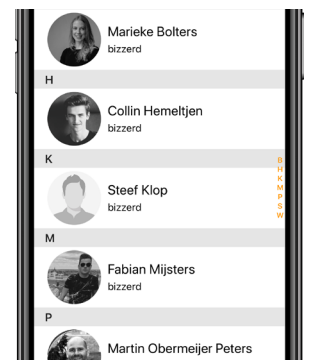
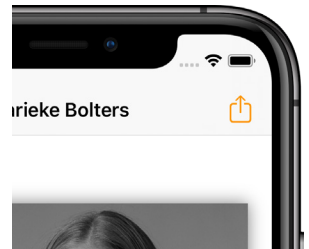

Tip 2: Receive a paper ticket, return it digitally

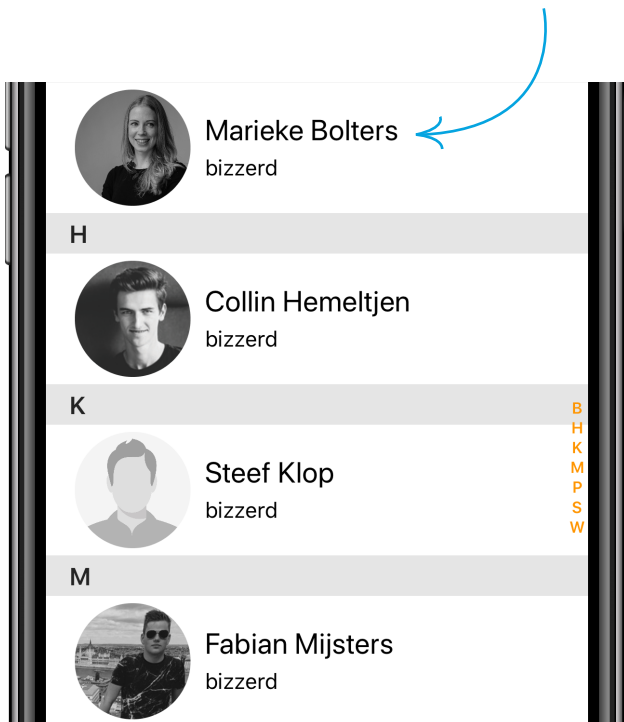
Tip 3: Without a phone number

Tip 4: Use bizzerd on your Apple Watch

Tip 5: Save in 1 click

bizzerd®





Tip 1: Use the app


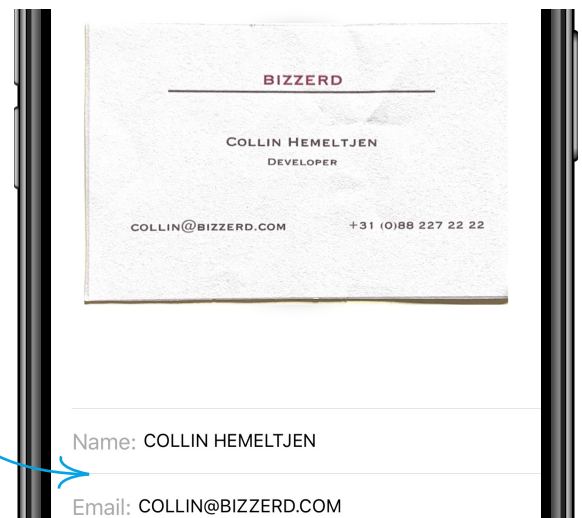
You can use your digital business card with or without the app. If you use the app, it is even easier to share your paperless business card with others. You can share your business card via SMS, WhatsApp, QR code, email, and via all kinds of collaboration tools (such as Slack). Moreover, thanks to the app you have your colleagues' digital business cards at hand in a well-organized library. You can also scan paper tickets with it (see tip 2).

Download the app:

- Do you have an Android device? You can download the app here: <https://play.google.com/store/apps/details?id=com.bizzerd>
- Do you have an iPhone? Download the app from this link: <https://apps.apple.com/us/app/bizzerd/id1396772300>

Tip 2: Receive a paper ticket, return it digitally

With the app you can return a digital business card to someone who gives you a paper business card. Just scan the paper card and return your digital business card at the touch of a button. The scanned paper card automatically enters your phone.

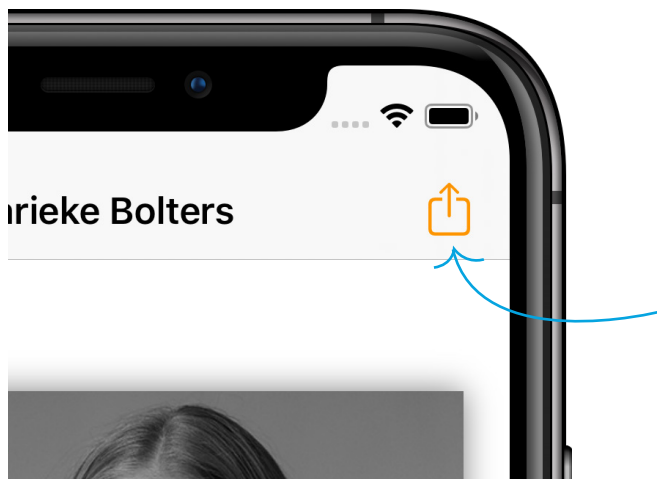


Tip 3: Without a phone number

Don't want to ask the recipient of your digital business card for her / his phone number? Or is there no good internet connection? Then show her / him the QR code of your ticket. The other can simply scan the QR code with the telephone camera and thus save your paperless business card. Discreet, without giving your own phone number. A QR reader is not necessarily necessary, but of course also works.

Tip 4: Use bizzerd on your Apple Watch

bizzerd can also be found on your Apple Watch. Your watch will then display a QR code that refers to your business card. Add the bizzerd app to your clock face. This way you can share your digital business card with just 1 click on your wrist. To use the Apple Watch app, you must be logged in at least 1 time in the bizzerd app on your iPhone.



Tip 5: Save in 1 click

Paperless business cards are much more practical. You can give your business card to someone through your smartphone, computer or tablet. So you always have your business cards with you, with all data up to date. Customer-oriented: the recipient of your digital business card can save your data in her or his contact list in just one click. Retyping is no longer necessary, nor is updating. That is all automatic.

We hope you enjoy using your digital business card.

bizzerd®