

bizzerd®

USER GUIDE



Inhoudsopgave

Download-----	3
Login-----	4
Use-----	5
Scan-----	6
Share-----	7
Library-----	8
Private-----	9
Apple Watch-----	10
Apple Widgets-----	11
Feedback-----	12

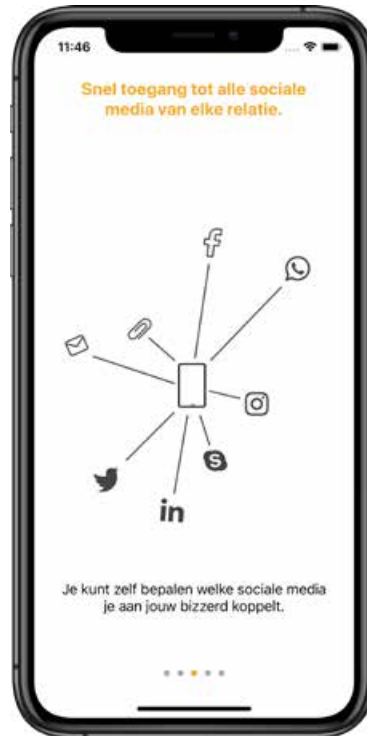
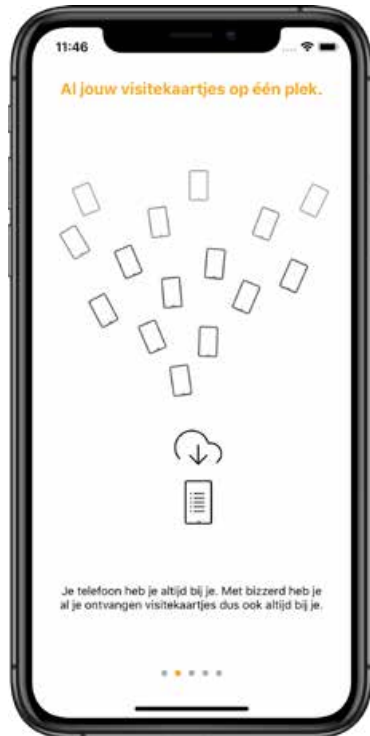
Download

The bizzerd app is available for Android and iOS. Download it now. How? Search for 'bizzerd' in the Google Play Store or in the App Store.



Login

Use your bizzerd account to log in.
An email address and password are required.



Use

Your bizzerd



This is your home screen. You will find your bizzerd here. You can share it immediately via the share button.

At the bottom you see the navigation bar. Click on 'Library' to view the bizzerds you have received.

Click 'Scanner' to scan paper business cards with your camera and save them immediately in the app.

Click on 'Private' to manage your account.

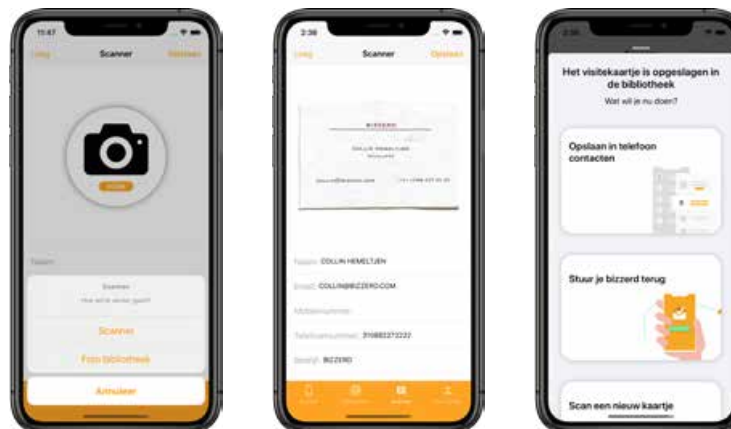
Scan

Paper business cards



Did you receive a paper business card? You can scan this paper business card with the bizzerd app. The information on the scanned paper business card is automatically filled in.

You can then immediately save the business card in your phone's library or contact list.



Share

People around



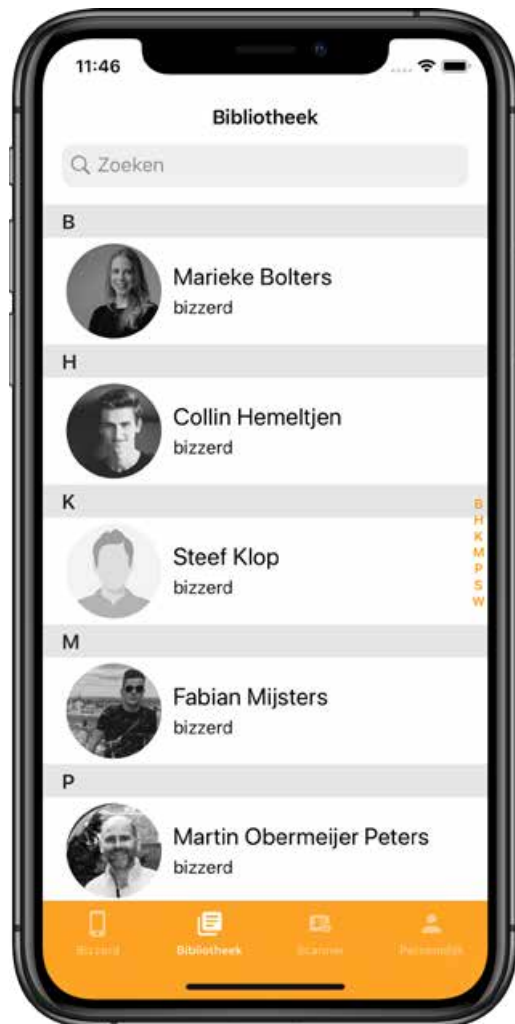
Bizzerd automatically searches for people in your surrounding, so you can quickly and easily share your digital business card with them.

Use the button at the bottom of your screen to share. For example via WhatsApp, email, SMS, AirDrop, NFC or QR code.



Library

Your library



In your library you find all the bizzers you received. The search bar helps you to find the digital business card of a colleague or business partner.

Click on a name to open a person's bizzerd. You can also share this digital business card with others.

Private

Your account



Find support and feedback under 'Private'. Get further explanation about the app and log out of your account.

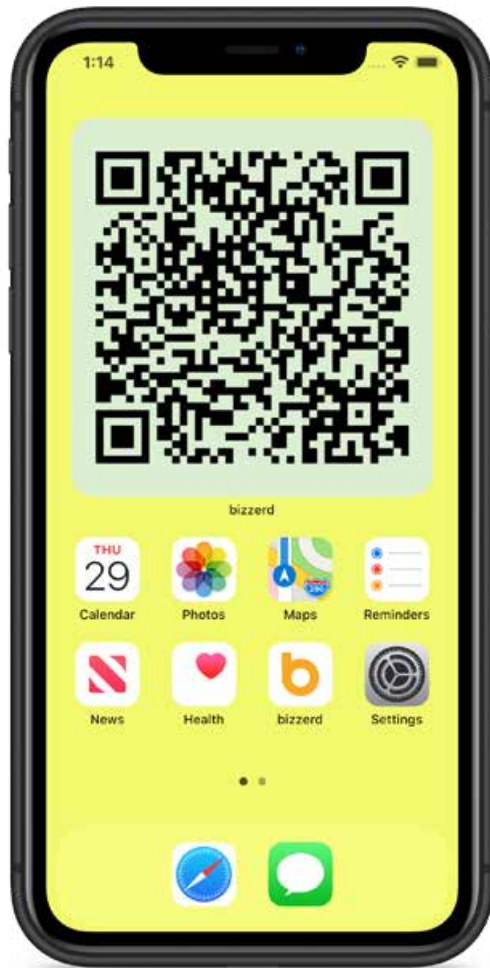
Apple Watch



bizzerd can also be found on your Apple Watch. Your watch will then display a QR code that refers to your business card. Add the bizzerd app to your clock face. This way you can share your digital business card with just 1 click on your wrist. To use the Apple Watch app, you must be logged in at least 1 time in the bizzerd app on your iPhone.

Apple Widgets

iOS app update 2.6



Upward of iOS 14 it is possible to add Apple Widgets to the home screen. Place a QR code that refers to your business card on your home screen. Customize the widget in the bizzerd app (button 'Private').

Feedback

Do you have any questions or suggestions?
Send an email to
developer@bizzerd.com.

Thank you for your feedback!

The bizzerd team